

**Siège social
et site de Liège :**

Rue du Chéra, 200
B-4000 Liège
Tél : +32(0)4.229.83.11
Fax : +32(0)4.252.46.65

Site de Colfontaine :

Zoning A. Schweitzer,
rue de la Platinerie
B-7340 Colfontaine
Tél : +32(0)65.61.08.11
Fax : +32(0)65.61.08.08


e-mail :
direction@issep.be

site web :
<http://www.issep.be>



- (1) **EC TYPE EXAMINATION CERTIFICATE**
- (2) **Equipment or protective system intended for use
in potentially explosive atmospheres
Directive 94/9/EC**
- (3) EC type examination certificate number: **ISSeP09ATEX032X**
- (4) Equipment or protective system: Enclosure type INDEX P.xx.xxx.
- (5) Applicant – Manufacturer – ~~Authorized representative in the Community:~~
INDEX ELEKTRO BV
- (6) Address: Harregatplein 15
3214 VP Zuidland
The Netherlands
- (7) This equipment or protective system and any acceptable variation thereto is specified in the schedule to this certificate and the documents therein referred to.
- (8) ISSeP, notified body n° 0492 in accordance with article 9 of the Council Directive 94/9/EC of 23 March 1994, certifies that this equipment or protective system has been found to comply with the Essential Health and Safety Requirements relating to the design and construction of equipment and protective systems intended for use in potentially explosive atmospheres given in annex II to the Directive.
- The examination and test results are recorded in confidential report n° 09017.
- (9) Compliance with the Essential Health and Safety Requirements has been assured by compliance with:
- | | |
|--------------------------------------|--------------------------------------|
| EN 60079-0: 2006 (IEC 60079-0: 2004) | EN 60079-2: 2007 (IEC 60079-2: 2007) |
| EN 61241-0: 2006 (IEC 61241-0: 2004) | EN 61241-4: 2004 (IEC 61241-4: 2001) |
| IEC 60079-31: 2008 | |
- (10) If the symbol "X" is placed after the certificate number, it indicates that the equipment or protective system is subject to special conditions for safe use specified in the schedule to this certificate.
- (11) This EC TYPE EXAMINATION CERTIFICATE relates only to the design, examination and tests of the specified equipment or protective system in accordance to the Directive 94/9/EC. Further requirements of this Directive may apply to the manufacturing process and supply of this equipment or protective system. These are not covered by this certificate.
- (12) The marking of the equipment or protective system shall include the following indications:
- Refer to (15) – Marking.

Colfontaine, the 06.07.2009



Marcel Lambert,
Manager.

INSTITUT SCIENTIFIQUE DE SERVICE PUBLIC
Zoning A. Schweitzer,
rue de la Platinerie
B-7340 COLFONTAINE (Wasmès)
Tel: ++ 32 65 610811 –
Fax: ++ 32 65 610808

This certificate may only be reproduced in its entirety and without any change, schedule included

(13)

SCHEDULE

(14)

EC TYPE EXAMINATION CERTIFICATE N^R ISSeP09ATEX032X

(15)

Description of the equipment or protective system

- Enclosure type INDEX P.xx.xxx.
- Type of protection is either 'Pressurized enclosure' or 'Protection by enclosure'.
- Enclosure is certified as component ISSeP04ATEX113U, code EEx e II, GD, IP6X.
- Enclosure is designed to be fitted with equipment. Equipment -on the walls or inside the enclosure- will be of an ATEX type.

- Enclosure may be of type:
 - px or py: it shall be equipped with system E.L.B. type 'System F-350'
 - pD: it shall be equipped with system EXPO type 'MiniPurge Purge Controller'
 - t: it shall not be pressurized

- Protective medium may be air or inert gas.
- Size of the Enclosure may vary from (300 x 300 x 200) mm to (3200 x 2000 x 800) mm. Maximum size of the door(s) is (are) (800 x 2000) mm.

Technical descriptive documentation

- Email Index Elektro of 13.03.2009 (2 pages).
- Certificate DNV N° 10753-2006-AQ-ROT-RvA related to the certification ISO 9001.
- Notice 'Safety and Maintenance Instruction EEx p boxes' (2 pages).
- Conformity Statement of 17.12.2008.
- Componentenlijst inbouw in EExp kast of 16.12.2008.
- Rekenblad gedissipeerd vermogen EEx P kasten of 16.12.2008.
- Marking plate example 080188-2548.
- Descriptive notice "Raamdocument EEx p" (7 pages).
- Notice "Operating manual" F-320 (16 pages).
- Notice "Operating manual" F-350 (24 pages).
- Drawing 03.0900406-1, rev. 0 of 06.04.2009 (Typical EExp box).
- Certificate ISSeP04ATEX113U related to the empty boxes EExe (not attached).
- Certificate ISSeP03ATEX071/1 related to the Production Quality Assurance Notification (not attached).
- Certificate TÜV02ATEX1801 related to the system F-350.
- Certificate IECEX SIR07.0027X related to the MiniPurge Purge Controller system.

Marking

- Name and address of the manufacturer.
- Manufacturer's type identification.
- Serial number.
- Year of construction.

This certificate may only be reproduced in its entirety and without any change, schedule included

SCHEDULE

EC TYPE EXAMINATION CERTIFICATE N^R ISSeP09ATEX032X

- CE marking (Refer to Annex X-clause A of ATEX Directive 94/9/EC): CE0492
- Specific markings of explosion protection and codes:
 - Ex II 2 G / Ex px/py edm [ia/ib] IIA/IIB/IIC T6 to T3 Gb
Type of protection 'p' (IEC/EN 60079-0 & IEC/EN 60079-2)
 - Ex II 2 D / Ex pD 21 IP6X T80/95/130°C
Type of protection 'pD' (IEC/EN 61241-0 & IEC/EN 61241-4)
 - Ex II 2 D / Ex t IIB/IIC T80/95/130°C Db IP6X
Type of protection 't' (IEC 60079-0 & IEC 60079-31)
- Indication of the testing station followed by the certificate number and by the symbol X.
- Internal free volume.
- Minimum purging flow rate of protective gas.
- Minimum purging duration.
- Minimum overpressure at monitoring point.
- Maximum overpressure at monitoring point.
- Minimum and maximum supply pressure to the pressurization system.
- Maximum leakage rate.
- Marking normally required by the standards of construction of the electrical apparatus.

Routine verifications and tests (clauses 27 of IEC/EN 60079-0 and 24 of IEC/EN 61241-0)

- The manufacturer shall make the routine verifications and tests necessary to ensure that the electrical apparatus produced complies with the specification submitted to the testing station together with the prototype or sample.
- He shall also perform the routine tests:
 - Functional and leakage tests to clauses 17.1 and 17.2 of IEC/EN 60079-2 (Ex p).
 - Overpressure and leakage tests to clauses 10.3 and 10.5 of IEC/EN 61241-4 (Ex pD).
 - There is no routine test required by standard IEC/EN 60079-31 (Ex t).

Eventual prescriptions

- According to the notice "Safety and Maintenance Instruction EEx p boxes".

(16) Report n° 09017 completed by 15 documents.

This certificate may only be reproduced in its entirety and without any change, schedule included

SCHEDULE

EC TYPE EXAMINATION CERTIFICATE N^R ISSeP09ATEX032X


(17) Special conditions for safe use (Symbol X)

- Accessories fitted on the walls of the enclosure will be of an appropriate ATEX type.
- For the 'Dust' configuration, these accessories will have a degree of protection of at least IP6X.
- Temperature class shall be determined for each individual configuration.
- Material remaining energized when the type of protection Ex p is not in operation shall be of an appropriate type.
- Internal source of release are not permitted.
- Dust is not allowed inside the enclosure (Dust configuration).
- Protective medium may be air or inert gas.

(18) Essential Health and Safety Requirements

The Essential Health and Safety Requirements are covered by:

- The conformity to European Standards listed at (9).
- All safety measures taken by the manufacturer and described in the descriptive documentation listed at (15).



(1) **TYPE EXAMINATION CERTIFICATE**

(2) **Equipment intended for use
in Potentially Explosive Atmospheres
Directive 94/9/EC**

(3) Type Examination Certificate Number: **ISSEP09ATEX033X**

(4) Equipment: Enclosure type INDEX P.xx.xxx.

(5) Applicant – Manufacturer – ~~Authorized representative in the Community:~~
INDEX ELEKTRO BV

(6) Address: Harregatplein 15
3214 VP Zuidland
The Netherlands

(7) This equipment and any acceptable variation thereto are specified in the schedule to this certificate and the documents therein referred to.

(8) ISSEP certifies that this equipment has been found to comply with the Essential Health and Safety Requirements that relate to the design of Category 3 equipment, which is intended for use in potentially explosive atmospheres. These Essential Health and Safety Requirements are given in Annex II to European Union Directive 94/9/EC of 23 March 1994.

(9) The examination and test results are recorded in confidential report n° 09017.

(10) Compliance with the Essential Health and Safety Requirements, with the exception of those listed in the schedule of these certificate, has been assessed by reference to:

EN 60079-0: 2006 (IEC 60079-0: 2004) EN 60079-2: 2007 (IEC 60079-2: 2007)
EN 61241-0: 2006 (IEC 61241-0: 2004) EN 61241-4: 2004 (IEC 61241-4: 2001)
IEC 60079-31: 2008

(11) If the sign "X" is placed after the certificate number, it indicates that the equipment is subject to special conditions for safe use specified in the schedule to this certificate.


(12) This Type Examination Certificate relates only to the design, examination and tests of the specified equipment or protective system in accordance to the Directive 94/9/EC. Further requirements of the Directive may apply to the manufacturing process and supply of this equipment or protective system. These are not covered by this certificate.

(13) The marking of the equipment shall include the following :

- Refer to (15) – Marking.

Colfontaine, 06.07.2009

INSTITUT SCIENTIFIQUE DE SERVICE PUBLIC
Zoning A. Schweitzer, rue de la Platinerie
B-7340 COLFONTAINE (Wasmès)
Tél: ++ 32 65 610811 – Fax: ++ 32 65 610808



Marcel Lambert,
Directeur.

This certificate and its schedules may only be reproduced in its entirety and without any change



(14)

SCHEDULE

(15)

TYPE EXAMINATION CERTIFICATE N^R ISSeP09ATEX033X

(16) Description of the equipment

- Enclosure type INDEX P.xx.xxx.
- Type of protection is either 'Pressurized enclosure' or 'Protection by enclosure'.
- Enclosure is certified as component ISSeP04ATEX113U, code EEx e II, GD, IP6X.
- Enclosure is designed to be fitted with equipment. Equipment -on the walls or inside the enclosure- will be of an ATEX type.

- Enclosure may be of type:
 - pz: it shall be equipped with system E.L.B. type 'System F-320'
 - pD: it shall be equipped with system EXPO type 'MiniPurge Purge Controller'
 - t: it shall not be pressurized

- Protective medium may be air or inert gas.
- Size of the Enclosure may vary from (300 x 300 x 200) mm to (3200 x 2000 x 800) mm.
Maximum size of the door(s) is (are) (800 x 2000) mm.


Technical descriptive documentation

- Email Index Elektro of 13.03.2009 (2 pages).
- Certificate DNV N° 10753-2006-AQ-ROT-RvA related to the certification ISO 9001.
- Notice 'Safety and Maintenance Instruction EEx p boxes' (2 pages).
- Conformity Statement of 17.12.2008.
- Componentenlijst inbouw in EExp kast of 16.12.2008.
- Rekenblad gedissipeerd vermogen EEx P kasten of 16.12.2008.
- Marking plate example 080188-2548.
- Descriptive notice "Raamdocument EEx p" (7 pages).
- Notice "Operating manual" F-320 (16 pages).
- Notice "Operating manual" F-350 (24 pages).
- Drawing 03.0900406-1, rev. 0 of 06.04.2009 (Typical EExp box).
- Certificate ISSeP04ATEX113U related to the empty boxes EExe (not attached).
- Certificate ISSeP03ATEX071/1 related to the Production Quality Assurance Notification (not attached).
- Certificate TÜV03ATEX2017 related to the system F-320.
- Certificate IECExSIR07.0027X related to the MiniPurge Purge Controller system.

Marking

- Name and address of the manufacturer.
- Manufacturer's type identification.
- Serial number.
- Year of construction.
- CE marking (Refer to Annex X-clause A of ATEX Directive 94/9/EC): CE0492
- Specific markings of explosion protection and codes:

-  II 3 G / Ex pz edm [ia/ib] IIA/IIB/IIC T6 to T3 Gc
Type of protection 'p' (IEC/EN 60079-0 & IEC/EN 60079-2)

-  II 3 D / Ex pD 22 IP6X T80/95/130°C
Type of protection 'pD' (IEC/EN 61241-0 & IEC/EN 61241-4)

-  II 3 D / Ex t IIB/IIC T80/95/130°C Dc IP6X
Type of protection 't' (IEC 60079-0 & IEC 60079-31)

This certificate may only be reproduced in its entirety and without any change. schedule included

SCHEDULE

TYPE EXAMINATION CERTIFICATE N^R ISSeP09ATEX033X

- Indication of the testing station followed by the certificate number and by the symbol X.
- Internal free volume.
- Minimum purging flow rate of protective gas.
- Minimum purging duration.
- Minimum overpressure at monitoring point.
- Maximum overpressure at monitoring point.
- Minimum and maximum supply pressure to the pressurization system.
- Maximum leakage rate.
- Marking normally required by the standards of construction of the electrical apparatus.

Routine verifications and tests (clauses 27 of IEC/EN 60079-0 and 24 of IEC/EN 61241-0)

- The manufacturer shall make the routine verifications and tests necessary to ensure that the electrical apparatus produced complies with the specification submitted to the testing station together with the prototype or sample.
- He shall also perform the routine tests:
 - Functional and leakage tests to clauses 17.1 and 17.2 of IEC/EN 60079-2 (Ex p).
 - Overpressure and leakage tests to clauses 10.3 and 10.5 of IEC/EN 61241-4 (Ex pD).
 - There is no routine test required by standard IEC/EN 60079-31 (Ex t).

Eventual prescriptions

- According to the notice "Safety and Maintenance Instruction EEx p boxes".

(17) Report n° 09017 completed by 15 documents.

(18) Special conditions for safe use (Symbol X)

- Accessories fitted on the walls of the enclosure will be of an appropriate ATEX type.
- For the 'Dust' configuration, these accessories will have a degree of protection of at least IP6X.
- Temperature class shall be determined for each individual configuration.
- Material remaining energized when the type of protection Ex p is not in operation shall be of an appropriate type.
- Internal source of release are not permitted.
- Dust is not allowed inside the enclosure (Dust configuration).
- Protective medium may be air or inert gas.

(19) Essential Health and Safety Requirements

The Essential Health and Safety Requirements are covered by:

- The conformity to the standards listed at (10).
- All safety measures taken by the manufacturer and described in the descriptive documentation listed at (16).

This certificate may only be reproduced in its entirety and without any change, schedule included