



Product manual indicating unit Z0202



INDEX ELEKTRO BV
Harregatplein 15
3214 VP Zuidland
Netherlands

T. +31(0)181 452120
<http://www.indexelektro.nl>
email info@indexelektro.nl



Z0202-Rev.04.12.17



Purpose of these instructions

Working in hazardous areas, the safety of personnel and plant depends on complying with all relevant safety regulations. Assembly and maintenance staff working on installations therefore have a particular responsibility. They require precise knowledge of the applicable standards and regulations.

These instructions give a brief summary of the most important safety measures. It supplements the corresponding regulations which the staff must study.



SAFETY INSTRUCTIONS

- Use the explosion-proof indicating unit only for its intended purpose
- Incorrect or impermissible use or non-compliance with these instructions invalidates our warranty provision.
- No changes to the device impairing its explosion protection are permitted.
- Use the indicating unit only if they are clean and undamaged.
- Any damage can invalidate the Ex-protection.
- Observe the following during installation and operation:
 - * National safety regulations
 - * National accident prevention regulations;
 - * National installation regulations(e.g. IEC 60079-14);
 - * Generally recognized technical regulations;
 - * Safety guidelines in these operating instructions;
 - * Characteristic values given on the explosion-proof signal lamp with button module.

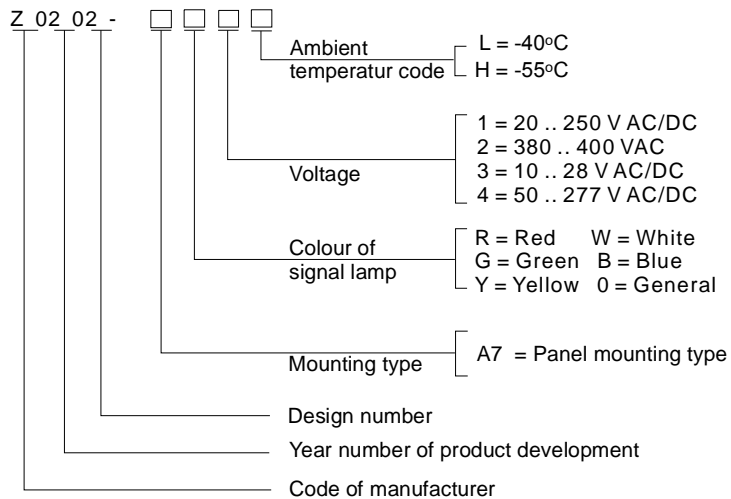
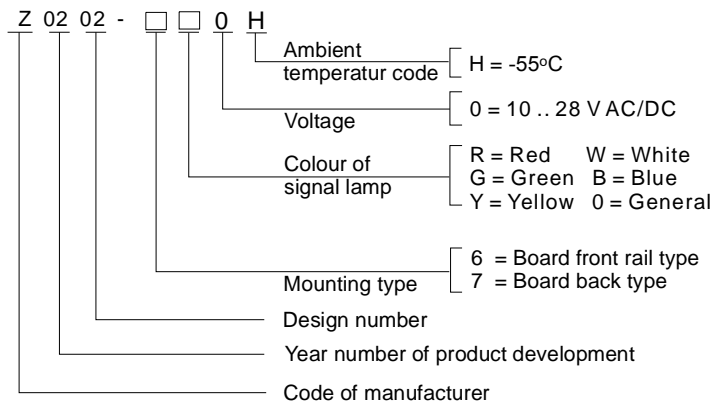
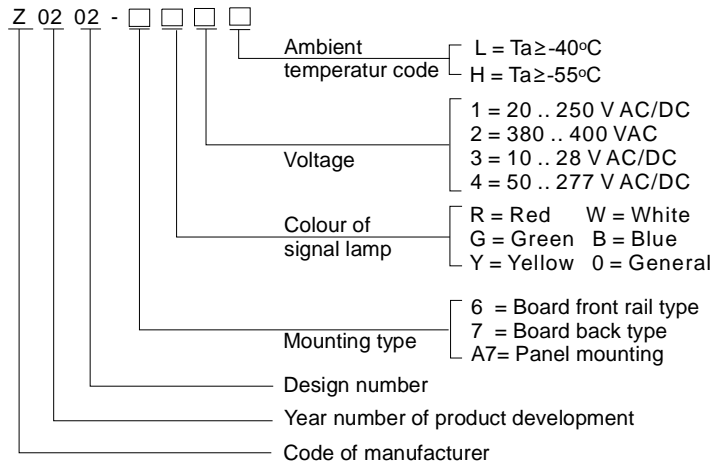
Conformity to standards

The explosion-proof indicating unit is designed and manufactured according to standard of ISO 9001. The indicating unit is conformity to the directive 94/9/EC, ATEX and the following standards:

IEC60079-0 : 2011	EN60079-0 : 2012
IEC60079-1 : 2014	EN60079-1 : 2014
IEC60079-7 : 2015	EN60079-7 : 2015
IEC60079-11 : 2011	EN60079-11 : 2012
IEC60079-26 : 2014	EN60079-26 : 2015

Applicable scope

The series products is suitable for the industrial control circuit that the rated service voltage is 10 ~ 28 V AC/DC, 20 ~ 250 V AC/DC, 50 ~ 277 V AC/DC or 380 ~ 400 VAC





Operation / installation

Transport and storage in original packaging only. National safety and installations regulations and the generally accepted rules of engineering practice must be observed when mounting and operating this equipment.

The series of indicating unit is provided by the company to be used with the series module together.

For the sake of ensuring normal operation and safety of indicating unit, user must abide by the following provisions.

The indicating unit should be used under the following atmospheric Conditions.

The pressure is 80kPa(0.8bar)~110kPa(1.1bar)

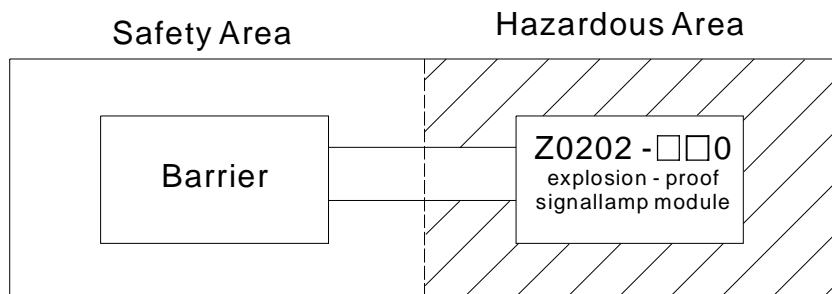
The volume ratio of standard oxygen content is 21% air.

This series of products should be installed in accordance with IEC60947-5-1.

Proposed tightening screw torque : 0.6 ~ 0.8 Nm

When using "ia" protection indicator unit:

- Rated input voltage of signal lamp: 10 ~ 28 V AC/DC. should be installed in the appropriate housing and the corresponding barrier (Uo 28V, Io 93mA) with the use for zone 0 and zone 1.



This product should be enclosed in explosion-proof enclosure which is fitted to the environment

When using "de" protection explosion-proof signal lamp with button module. During wiring the creepage distance of bare current-carrying part should be 10 mm. Electric clearance should be 6 mm.

When using "ia" protection explosion-proof signal lamp with button module. During wiring the creepage of bare current-carrying part should be mm. Electric clearance should be 3 mm.

The flameproof shaft and flameproof enclosure are not intended to be repaired.

The supply terminals are designed for the connection of 2.5 mm² max two brass conductors (IEC60947-7-1).

if multy- or fine - wire connecting cables are used, the wiring ends will have to be handled in accordance with the applicable national and international rules.

The conductor itself shall not be damaged.

The wiring should be clamped by the standard compression ferrule (See figure 1). If two wires have to be connected the cross-section area of the wires should be the same.(see figure 2)

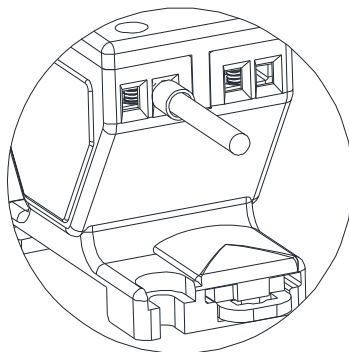


Figure 1

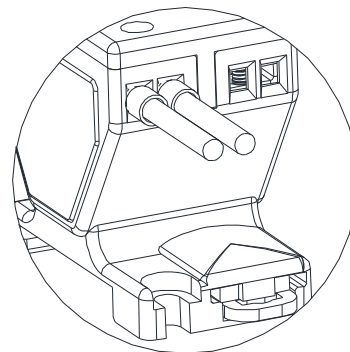
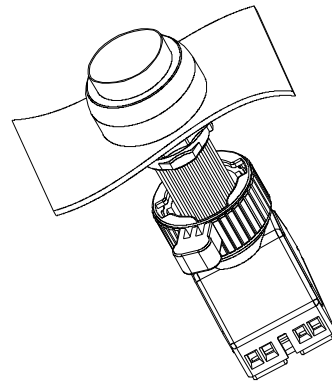
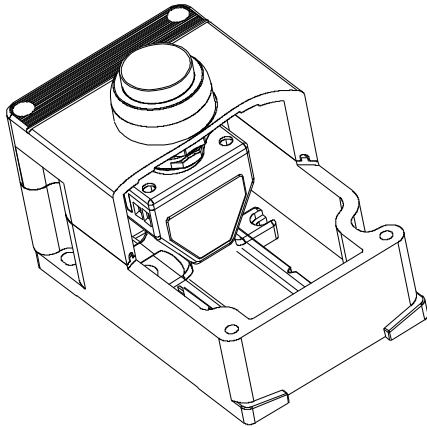


Figure 2



Spare parts / Accessparts

- Use only original spare parts as well as original accessories made by INDEX ELEKTRO BV.

Repairs / Maintenance

- Observe the relevant national regulations for your country!
- Only parts from our company that can be used to replace or maintain, and the operation should be carried out by professional electrician!
- The following points must be checked during maintenance:
 - * Compliance with permitted temperatures;
 - * Check if the product has been fixed reliably.
 - * Check the wiring.
 - * Check if the flame-proof joint is damaged.

Recycling / Disposal

- The respective valid national regulations for waste disposal shall be observed when disposing of apparatus!
- We are pleased to answer any questions. In this case you can contact INDEX ELEKTRO BV.