



EU Type Examination Certificate CML 18ATEX3276X Issue 0


- 1 Equipment intended for use in Potentially Explosive Atmospheres Directive 2014/34/EU
- 2 Equipment **Control and Distribution Boxes Type INDEX.E.XX.xxxx**
- 3 Manufacturer **Index Elektro B.V.**
- 4 Address **Harregatplein 15,
3214 VP Zuidland,
The Netherlands**
- 5 The equipment is specified in the description of this certificate and the documents to which it refers.
- 6 CML B.V., Chamber of Commerce No 6738671, Hoogoorddreef 15, Amsterdam, 1101 BA, The Netherlands, Notified Body Number 2776, in accordance with Article 17 of Directive 2014/34/EU of the European Parliament and of the Council, dated 26 February 2014, certifies that this equipment has been found to comply with the Essential Health and Safety Requirements relating to the design and construction of equipment intended for use in potentially explosive atmospheres given in Annex II to the Directive.

The examination and test results are recorded in the confidential reports listed in Section 12.

- 7 If an 'X' suffix appears after the certificate number, it indicates that the equipment is subject to conditions of safe use (affecting correct installation or safe use). These are specified in Section 14.
- 8 This EU Type Examination certificate relates only to the design and construction of the specified equipment or component. Further requirements of Directive 2014/34/EU Article 13 apply to the manufacture of the equipment or component and are separately certified.
- 9 Compliance with the Essential Health and Safety Requirements, with the exception of those listed in the confidential report, has been demonstrated through compliance with the following documents:

EN 60079-0:2012 + A11:2013	EN 60079-1:2014	EN 60079-5:2015
EN 60079-7:2015	EN 60079-11:2012	EN 60079-18:2015
EN 60079-28:2015	EN 60079-31:2014	

- 10 The equipment shall be marked with the following:

 II 2 G D

Ex eb... IIB/IIC T6 ... T4 Gb

Ex tb... IIIB/IIIC T80°C ... T130°C Db

Ta = -20°C/-40°C ≤ Ta ≤ +40°C/+55°C+80°C

IP54 ... IP66

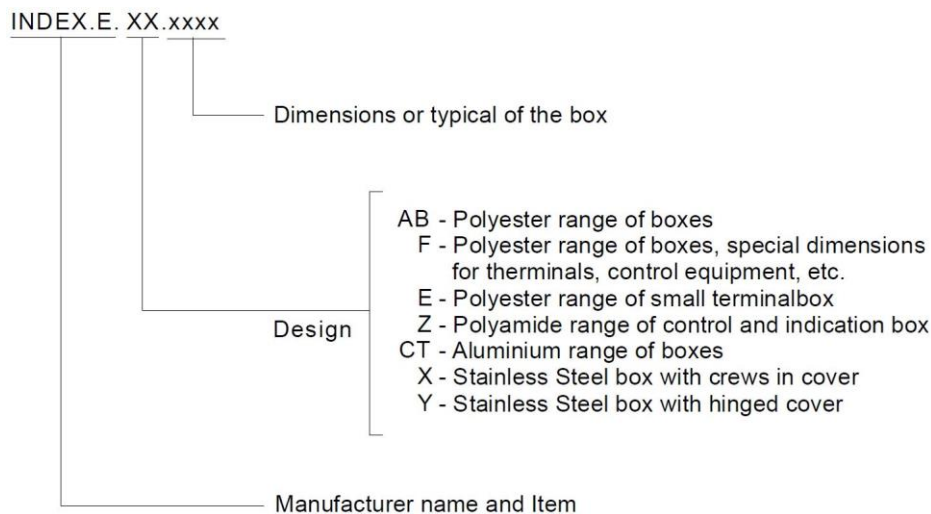
(Refer to description for full markings)



CML 18ATE3276X
Issue 0

11 Description

The Control and Distribution Boxes Type INDEX.E.XX.xxxx are ranges of increased safety enclosures that may be manufactured from polyester, aluminium or stainless steel. The equipment is based on Ex component approved enclosures and may be fitted with a wide range of electrical items: controls; indicators; terminals dependent upon the application. Some enclosures additionally have the option for the fitting of windows.



INDEX.E.AB.XX

Material: Polyester

Ex mark:  II 2 G

Ex eb [ia/ib] IIB/IIC T6...T4 Gb

 II 2 D

Ex tb IIB/IIC 85°C...135°C Db

Possible additional types of protection: 'da/db', 'ma/mb', 'ia/ib'

Ambient temperature: (-20°C ≤ Ta ≤ +40°C)

(-40°C ≤ Ta ≤ +60°C)

Degree of protection: IP65 / IP66

INDEX.E.F.XX

Material: Polyester (special dimensions)

Ex mark:  II 2 G

Ex eb [ia/ib] IIB/IIC T6...T4 Gb

 II 2 D

Ex tb IIB/IIC 85°C...135°C Db

Possible additional types of protection: 'da/db', 'ma/mb', 'ia/ib'

Ambient temperature: (-20°C ≤ Ta ≤ +40°C)

(-40°C ≤ Ta ≤ +55°C)



Degree of protection: IP65 / IP66



CML 18ATE3276X
Issue 0



INDEX.E.Z.XX

Material: Polyamide

Ex mark:  II 2 G
Ex db eb ia/ib mb op is q IIC T6/T5/T4 Gb
 II 2 D
Ex tb op is IIIC T80°C/T95°C/T130°C Db
Ambient temperature: $(-55^{\circ}\text{C} \leq T_a \leq +140^{\circ}\text{C})$
Degree of protection: IP66 / IP65 / IP 64



INDEX.E.E.XX

Material: Polyamide

Ex mark:  II 2 G
Ex e IIC T6 Gb
 II 2 D
Ex tb IIIC T80°C Db
Possible additional types of protection: 'ia or ib'
Ambient temperature: $(-40^{\circ}\text{C} \leq T_a \leq +40^{\circ}\text{C})$
 $(-40^{\circ}\text{C} \leq T_a \leq +55^{\circ}\text{C})$
Degree of protection: IP66



INDEX.E.X.XXXXXX

Material: Stainless steel 316L or 314

Ex mark:  II 2 G
Ex eb [ia/ib] IIB/IIC T6...T4 Gb
 II 2 D
Ex tb IIIB/IIIC 85°C...135°C Db
Possible additional types of protection: 'da/db', 'ma/mb', 'ia/ib'
Ambient temperature: $(-20^{\circ}\text{C} \leq T_a \leq +40^{\circ}\text{C})$
 $(-40^{\circ}\text{C} \leq T_a \leq +60^{\circ}\text{C})$
Degree of protection: IP65 / IP66

INDEX.E.CT.XXXXXX

Material: Aluminium



Ex mark:  II 2 G
Ex eb [ia/ib] IIB/IIC T6...T4 Gb
 II 2 D
Ex tb IIIB/IIIC 85°C...135°C Db
Possible additional types of protection: 'da/db', 'ma/mb', 'ia/ib'
Ambient temperature: $(-20^{\circ}\text{C} \leq T_a \leq +40^{\circ}\text{C})$
Degree of protection: IP65 / IP66



CML 18ATE3276X
Issue 0

INDEX.E.Y.XX

Material: Stainless steel 316L or 314

Ex mark:  II 2 G
Ex eb [ia/ib] IIB/IIC T6...T4 Gb
 II 2 D
Ex tb IIIB/IIC 85°C...135°C Db

Possible additional types of protection: 'da/db', 'ma/mb', 'ia/ib'

Ambient temperature: $(-20^{\circ}\text{C} \leq T_a \leq +40^{\circ}\text{C})$
 $(-40^{\circ}\text{C} \leq T_a \leq +60^{\circ}\text{C})$

Degree of protection: IP65 / IP66

Refer to Annex for ratings.

12 Certificate history and evaluation reports

Issue	Date	Associated report	Notes
0	10 Dec 2018	R1248A/00	Issue of prime certificate

Note: Drawings that describe the equipment or component are listed in the Annex.

13 Conditions of manufacture

The following conditions are required of the manufacturing process for compliance with the certification.

- i. Where the product incorporates certified parts or safety critical components the manufacturer shall ensure that any changes to those parts or components do not affect the compliance of the certified product that is the subject of this certificate.
- ii. The control and distribution boxes incorporate component enclosures. Each component enclosure has an associated equipment enclosure certificate. The maximum voltage and current rating of the control and distribution boxes shall not exceed the voltage and current rating detailed in the respective equipment enclosure certificate and any Conditions of Certification/Special Conditions for Safe Use shall be complied with.
- iii. The power dissipation within the control and distribution boxes shall ensure that the limiting temperatures of the components fitted to the enclosures is not impinged upon.
- iv. The clearance distances between bare live parts shall be in accordance with EN/IEC 60079-7.



CML 18ATE3276X
Issue 0

14 Specific Conditions of Use (Special Conditions)

The following conditions relate to safe installation and/or use of the equipment.

- i. The Control and Distribution Boxes Type INDEX.E.XX.xxxx are not suitable for Zone 0 and Zone 20 hazardous areas.
- ii. The Control and Distribution Boxes Type INDEX.E.XX.xxxx shall be installed in accordance with EN/IEC 60079-14 and local legislation.
- iii. Where the Control and Distribution Boxes Type INDEX.E.XX.xxxx utilize a BPG enclosure that is not manufactured with anti-static carbon loading and marked with an anti-static warning, they shall only be used for fixed installations.
- iv. The Control and Distribution Boxes Type INDEX.E.XX.xxxx shall be operated in accordance with the manufacturers documentation.
- v. The Control and Distribution Boxes Type INDEX.E.XX.xxxx shall only be operated if they are clean and undamaged.
- vi. No modifications to the Control and Distribution Boxes Type INDEX.E.XX.xxxx are permitted.



Certificate and File Transfer

This document confirms the transfer of the following referenced certificates and files.

Receiving Notified Body:

CML B.V.,
Hoogoorddreef 15
1101BA,
Amsterdam,
The Netherlands
(Notified Body number 2776)

(Original) Issuing Notified Body:

Certification Management Limited (Eurofins E&E CML Limited)
Newport Business Park,
New Port Road,
Ellesmere Port
CH65 4LZ
United Kingdom
(Notified Body number 2503)

Manufacturer:

Index Elektro B.V.
Harregatplein 15, 3214 VP Zuidland
Netherlands

Certificates transferred

CML 17ATEX3325U

CML 18ATEX1026X

CML 15ATEX1190X

CML 17ATEX1249X

CML 17ATEX3247U

The manufacturer may use this document as evidence of continuity of certification.

Where the certification documentation or markings require updating to reflect the transfer, for example, change to Notified Body number, this is permitted without submission of updated documentation to CML.

The manufacturer shall apply to CML for any other changes to the product design.

Signed

On behalf of

CML B.V.

D R Stubbings MIET

Technical Director

Thursday, 03 October 2019

On behalf of

CML UK

A C Smith

Technical Operations Director

Thursday, 03 October 2019

On behalf of

Index Elektro B.V.

J.W. Weeda

Technical Director

Thursday, 03 October 2019

CML B.V.

Hoogoorddreef 15
Amsterdam, 1101 BA
The Netherlands

T +44 (0)151 559 1160

E info@cmllex.com

www.cmllex.com

KYC No. 856961930 VAT-id: NL
856961930B01